

Protection - Control - Identification - Tracking - Rfid solutions

[www.leghorngroup.in](http://www.leghorngroup.in)



**LeghornGroup**




# Cable seals: General presentation

Made by LeghornGroup

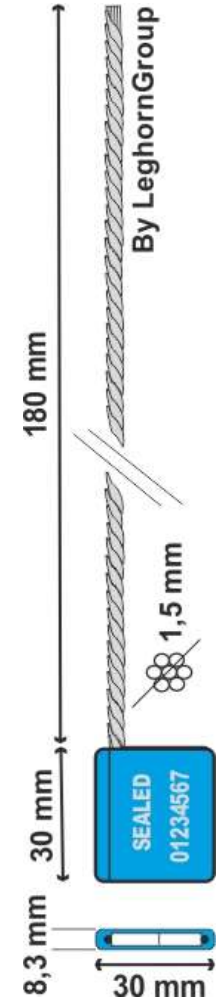
## Cable seals 1.5x180 mm

### Product description:

- Tensile strength: 2.77 kN
- Laser marking
- 15 digits sequential numbering
- Up to 20 alphanumeric characters per line
- Company logo, Barcode and Data matrix option
- Available colours: blue, gold, red and green 
- 1,5x300mm size available in stock

### Packaging:

- Quantity per package: 500 seals in bunches of 10 pcs
- Carton size: 30x30x15cm
- Carton weight: 8,5 kg
- Pallet: 80x120x95cm, 25000pcs, kg 445



Photos and drawings are purely indicative. Sizes and colors are subject to change.

## Cable seals 2.5x200 mm

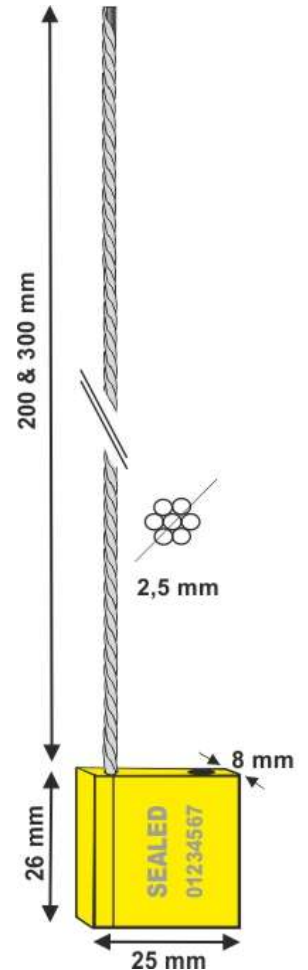
### Product description:

- Tensile strength: 7.99 kN
- Laser marking
- 15 digits sequential numbering
- Up to 20 alphanumeric characters per line
- Company logo, Barcode and Data matrix option
- Available colours: blue, gold, red and green
- 2.5x300mm size available in stock



### Packaging:

- Quantity per package: 500 seals in bunches of 10 pcs
- Carton size: 39x29x17cm
- Carton weight: 10,5 kg
- Pallet: 100x120x134cm, 40000 pcs, kg 860



Photos and drawings are purely indicative. Sizes and colors are subject to change.

## Cable seals 3.5x250 mm ISO 17712:2013

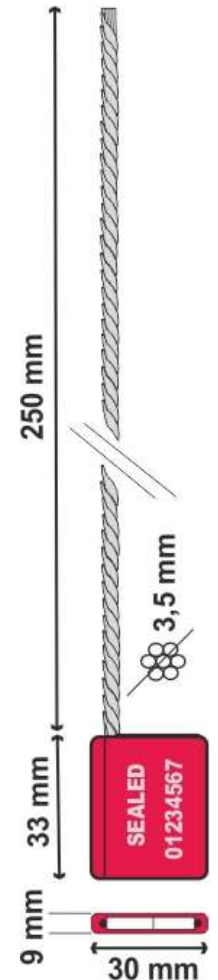
### Product description:

- Tensile strength: > 1000 kg
- Laser marking
- 15 digits sequential numbering
- Up to 20 alphanumeric characters per line
- Company logo, Barcode and Data matrix option
- Available colours: blue, gold, red and green



### Packaging:

- Quantity per package: 500 seals in bunches of 10 pcs
- Carton size: 36x30x20cm
- Carton weight: 19 kg
- Pallet: 80x120x90 cm, 15000 pcs , kg 590



Photos and drawings are purely indicative. Sizes and colors are subject to change.



## Cable seals 5x250 mm ISO 17712:2013

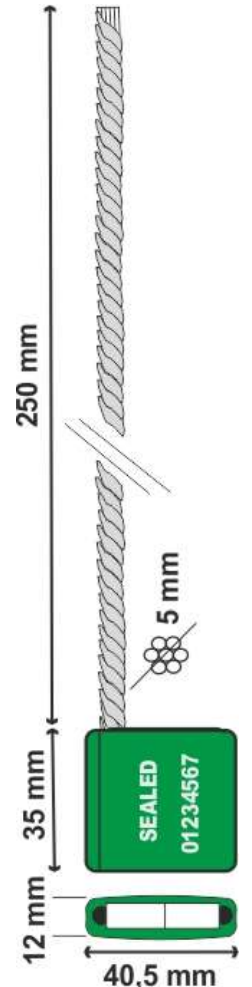
### Product description:

- Tensile strength: > 1000 kg
- Laser marking
- 15 digits sequential numbering
- Up to 20 alphanumeric characters per line
- Company logo, Barcode and Data matrix option
- Available colours: blue, gold, red and green



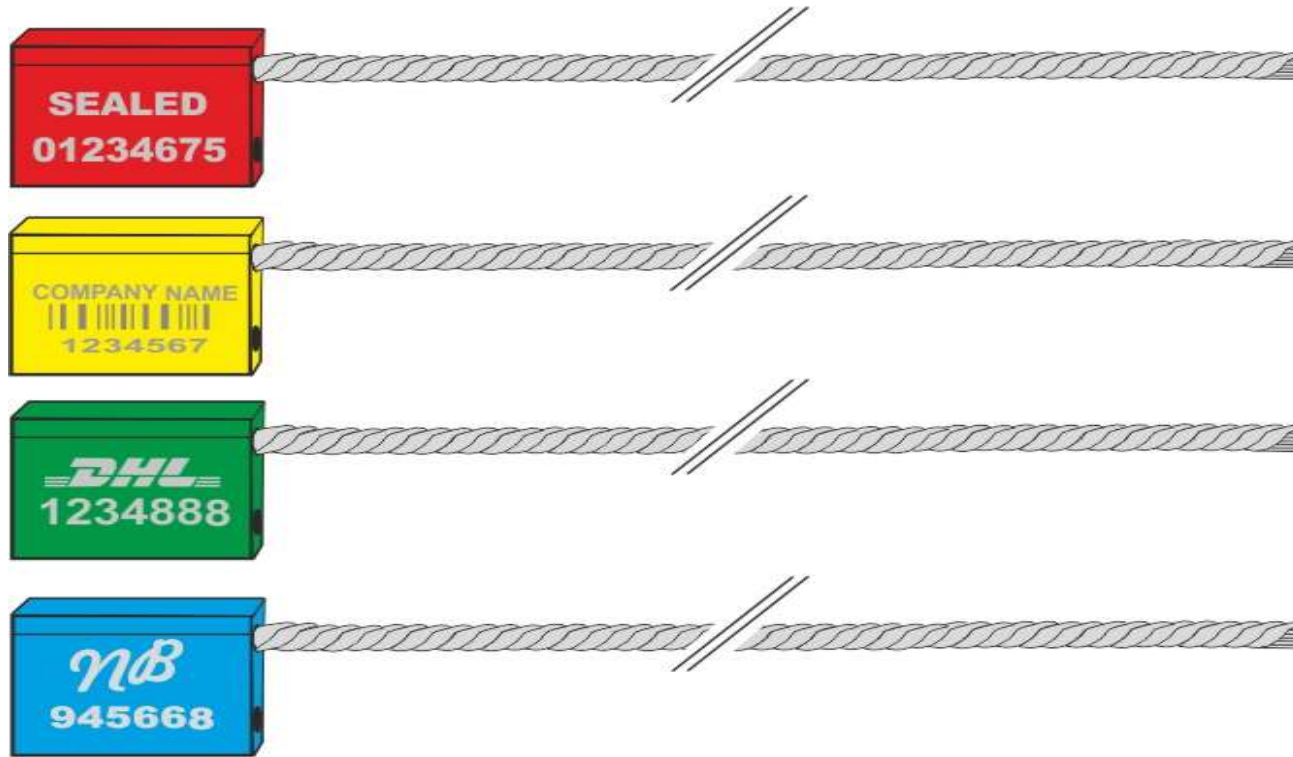
### Packaging:

- Quantity per package: 250 seals in bunches of 10 pcs
- Carton size: 33x30x20cm
- Carton weight: 17.5 kg
- Pallet: 100x120x115 cm, 15000 pcs , kg 1070



Photos and drawings are purely indicative. Sizes and colors are subject to change.

## Customisation examples



Photos and drawings are purely indicative. Sizes and colors are subject to change.

## How to use it



Insert the cable into the holes to be sealed.



Insert the cable into the seal head hole and pull as much as possible to avoid any possibility the seal to be tampered with.



To remove the seal, special cutters are required.

Photos and drawings are purely indicative. Sizes and colors are subject to change.



**Cableseal** are manufactured by LeghornGroup.

**Mechanical and RFID version are both available for cableseal.**

LeghornGroup manufactures cable seals in different diameters and lengths.

Security cableseals with 1mm, 1.5mm and 2mm diameter are used in different applications such as transportation, energy and refineries. While cable seals with a diameter of 3.5mm and 5mm are of high security, compliant with ISO 17712:2013 and used in the transport and shipping industry.

All LeghornGroup cableseal models have an anodized aluminum body and a steel cable. On request we can also supply stainless steel cable.

Once the cable is inserted in the appropriate hole and the instructions of the correct use procedure have been followed, there will be no way to open it except by using good cutters.

**They can be made in any cable length.**





## Correct procedures for a proper storage and use of cableseals

### STORAGE

Keep the seals in a dry, safe and access control place.

We recommend that access to the material is allowed to a maximum of 2 people (Industry Managers)

### CORRECT USE AND CHECK PROCESSES

1. Insert the cable inside the hole and pull hard until it closes. Do not leave any space between the truck handle and the cable itself.
2. Once the cable has been pulled to the maximum of its possibilities, make the following counter-test: pull the seal body to strengthen the block.
3. For greater security, we also recommend that you include the seal numbering on the various transport documents in order to create a correspondence between the means of transport and the seal

## Correct procedures for a proper storage and use of cableseals

4. Once the load has arrived at its destination, the operator must check the following issues before cutting the seal:

The seal must have been properly closed

The seal must be intact. (ex: the cable must not have been cut)

The seal must not show signs of attempts at tampering. Check if there are scratches, presence of oil, widening of the hole etc.

5. Once the operator has received the load and checked the three points listed above, the seal can be removed.

6. If you find that the seal has been tampered with, through the progressive numbering, you can know the operator who applied the seal and activate the internal security procedures.



# FINDUS@

[info@leghorngroup.com](mailto:info@leghorngroup.com)



## LeghornGroup Pvt Ltd

No 295/4,8th Cross,4th Phase,Peenya  
Industrial Area, Bangalore - 560058

Contact no :  
+91 7019186193/9731711294/9538022871

Email id : [info@leghorngroup.in](mailto:info@leghorngroup.in)

Website : [www.leghorngroup.in](http://www.leghorngroup.in)

**LeghornGroup** – India  
[www.leghorngroup.in](http://www.leghorngroup.in)

**LeghornGroup** – Italy  
[www.leghorngroup.it](http://www.leghorngroup.it)

**LeghornGroup** – U.S.A.  
[www.leghorngroup.com](http://www.leghorngroup.com)

**LeghornGroup** – Belgium  
[www.leghorngroup.be](http://www.leghorngroup.be)  
[www.leghorngroup.nl](http://www.leghorngroup.nl)

**LeghornGroup** – Czech Republic  
[www.leghorngroup.cz](http://www.leghorngroup.cz)  
[www.leghorngroup.pl](http://www.leghorngroup.pl)

**LeghornGroup** – Greece  
[www.leghorngroup.gr](http://www.leghorngroup.gr)

**LeghornGroup** – Republic of  
Moldova  
[www.leghorngroup.ro](http://www.leghorngroup.ro)

**LeghornGroup** – España  
[www.leghorngroup.es](http://www.leghorngroup.es)